

# INSTRUCTION MAUNAL

---

# bertini®

## NASHVILLE KNOX DRESSER TOPPER

**Model No:**

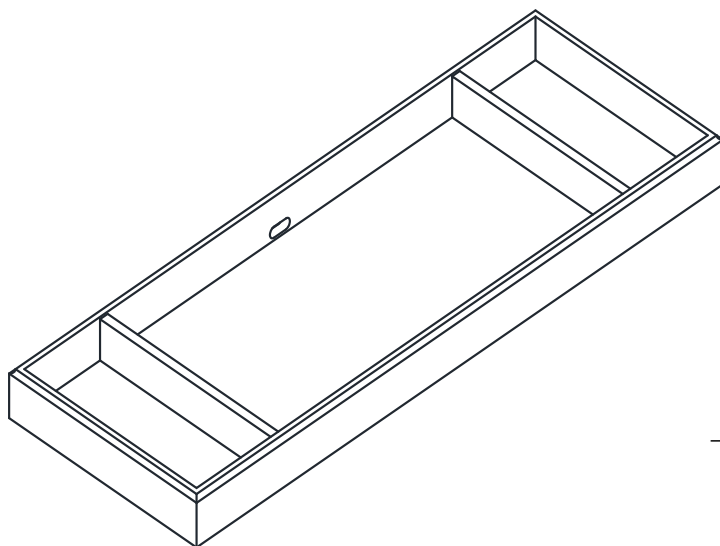
BR1519-2 (Rustic Gray)

**UPC CODE:**

0-65857-17290-4

**NOTE:**

THIS INSTRUCTION BOOKLET  
CONTAINS **IMPORTANT** SAFETY  
INFORMATION. PLEASE READ AND  
KEEP FOR FUTURE REFERENCE.



**Lot number:**

(TAKEN FROM CARTON)

**Date of purchase:**

\_\_\_\_ / \_\_\_\_ / \_\_\_\_

**DO NOT RETURN PRODUCT TO THE STORE.**

If a part is missing or damaged, contact our customer service department. We will replace the part **FREE** of charge.

[www.bertinibaby.com](http://www.bertinibaby.com)



Tel #: 1-800-295-1980  
E-Mail: [das@dorel.com](mailto:das@dorel.com)  
Fax #: 514-353-7819

## INSTRUCTION MAUNAL

If you are missing parts or have any questions about this product, contact our customer service representative first!

 **CALL 1-800-295-1980**

You can also order parts by writing to the address listed below. Please include the product model number, color and a detailed description of the part.

**Customer Service Department No. 413  
12345 Albert-Hudon Boulevard, Suite 100**

**DRESSER TOPPER  
Canada H1G 3L1**

**E-MAIL: [das@dorel.com](mailto:das@dorel.com)**

## **WARNING**

- \* FALL HAZARD - To prevent death or serious injury, always keep child within arm's reach.
- \* Avoid serious injury. Never leave child unattended.
- \* Read all instructions before use.
- \* Keep instructions for future use.
- \* If a removable pad is supplied by the manufacturer, use only the pad provided by the manufacturer.
- \* **DO NOT** use the unit if it is damaged or broken.
- \* When used as a change table, this unit must be used with a changing pad (not provided) equipped with safety straps that secure the child to the changing pad as well as straps that secure the pad to the dresser.
- \* This unit is to be used with a changing pad measuring 16 inches X 32 inches and not exceeding 2 inches in thickness (excluding the height of any contoured edges).
- \* This dresser topper is intended to be used with BR1519-1 Nashville Knox 8 Drawer Dresser (model # BR1519-1/item # 626655 purchased separately).  
Please see retailer for information.
- \* Always secure this unit to the Nashville Knox 8 Drawer Dresser (model # BR1519-1/item # 626655) with the hardware provided. See instructions.
- \* Always secure the child to the changing pad using safety straps attached to changing pad.
- \* The maximum recommended weight of the child is 30 lbs (13.60 kgs).

## **NOTES**

- \* The double dresser shown on these instruction sheets is for clarity only. The Nashville Knox 8 Drawer Dresser (model # BR1519-1/item # 626655) must be purchased separately.
- \* CAUTION: Adult assembly required.
- \* Estimated assembly time: 10 minutes.

## **CARE AND CLEANING**

Dust regularly with a soft, lint-free cloth to prevent soil build-up. A damp cloth may be used occasionally to clean surface. Dry immediately. Do not use any abrasives that may damage finish. Excessive exposure to sunlight and extreme changes in temperature and moisture can damage wood furniture.

## **MAINTENANCE**

Check bolts/screws periodically and tighten them if necessary.

## **LIMITED WARRANTY**

Dorel warrants its product to be free from defects in material and workmanship and agrees to remedy any such defect. This warranty covers 1 year from the date of original purchase. This warranty is valid only upon presentation of proof of purchase. This is solely limited to the repair or replacement of defective furniture components and no assembly labor is included. This warranty does not apply to any product which has been improperly assembled, subjected to misuse or abuse or which has been altered or repaired in any way. This warranty gives you specific legal rights and you may also have other rights which vary from State to State.


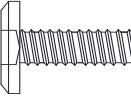





**WARNING: Should this product become damaged, and/or components are broken or missing, DO NOT USE.**

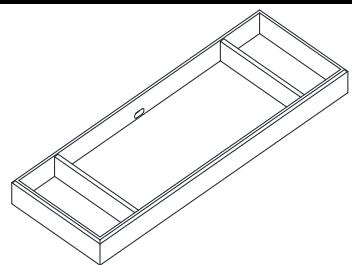
# NASHVILLE KNOX DRESSER TOPPER

## BR1519-2

### HARDWARE LIST

<p><b>1</b></p> 	<p><b>2</b></p>  <p>Ø1/4" x 11.5mm x 16mm</p>
<p>ALLEN KEY 1 PC</p>	<p>BOLT 4 PCS</p>
<p><b>3</b></p>  <p>Ø1/4" x 11mm x 2mm</p>	<p><b>4</b></p>  <p>Ø1/4" x 16mm x 2mm</p>
<p>SPRING WASHER 4 PCS</p>	<p>FLAT WASHER 4 PCS</p>
<p><b>5</b></p>  <p>46 x 20 x 2mm</p>	
<p>METAL PLATE 2 PCS</p>	

### PARTS LIST

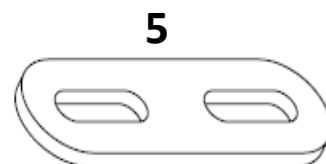
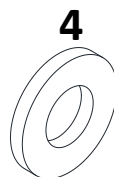
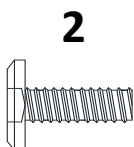
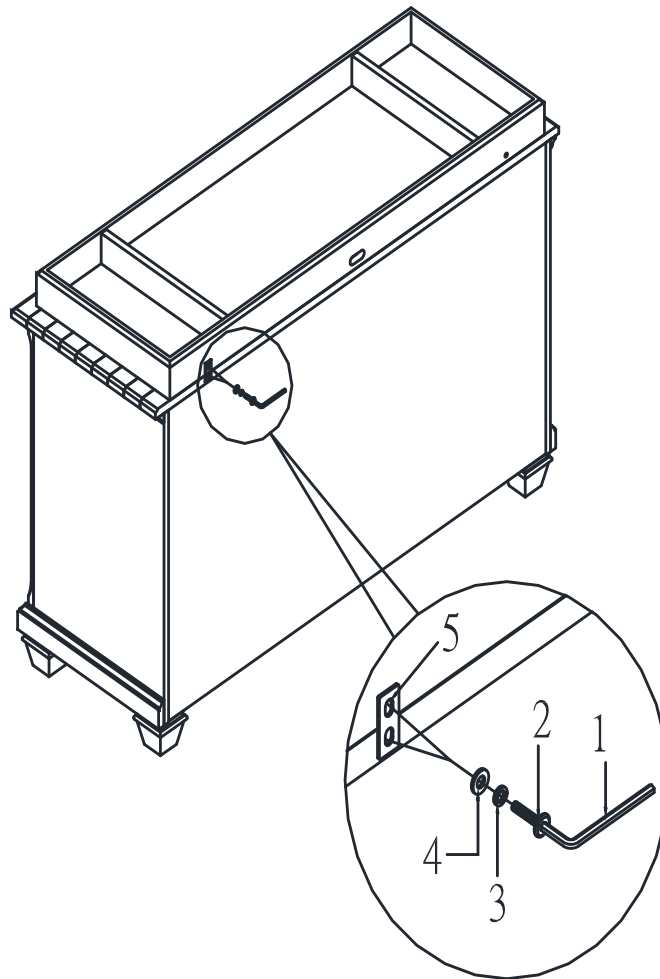
<p><b>A</b></p> 
<p>DRESSER TOPPER 1 PC</p>

# NASHVILLE KNOX DRESSER TOPPER BR1519-2

**NOTE:** Always secure this unit to the Nashville Knox 8 Drawer Dresser (model# BR1519-1/ item# 626655) purchased separately.

## STEP 1

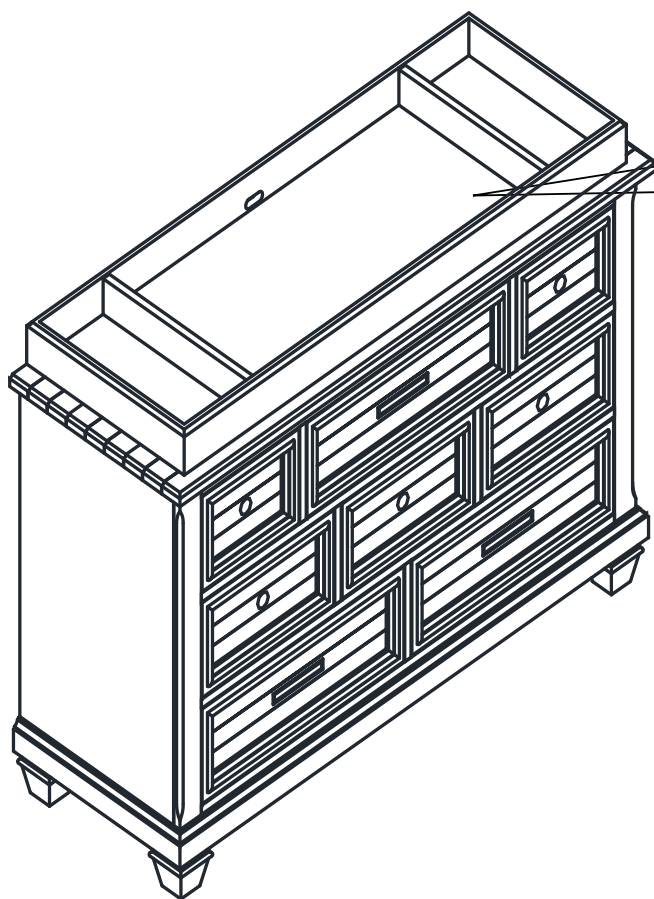
Attach the dresser topper (A) to the Nashville Knox 8 Drawer Dresser (purchased separately) with metal plates (5), flat washers (3), spring washers (2) and bolts (2). Use Allen key (1) to tighten bolts (2).



# NASHVILLE KNOX DRESSER TOPPER

## BR1519-2

**!** **CAUTION:** This unit is intended for use only with the products and/or maximum weights indicated. Use with other products and/or products heavier than the maximum weights indicated may result in instability or cause possible injury.



The maximum weight is 30 lbs

That's it! You've finished assembling your dresser topper!

**DO NOT RETURN PRODUCT TO THE STORE.**  
If a part is missing or damaged, contact our customer service department. We will replace the part **FREE** of charge.



Tel #: 1-800-295-1980  
E-Mail: [das@dorel.com](mailto:das@dorel.com)  
Fax #: 514-353-7819



# Customer Service

**PLEASE DO NOT RETURN THIS PRODUCT TO THE STORE**

**PLEASE CONTACT CUSTOMER SERVICE REPRESENTATIVES AT THE FOLLOWING NUMBERS SHOULD THERE BE ANY MISSING OR DEFECTIVE PART(S).**

Customer Service Phone Number 1-800-295-1980	Email: <a href="mailto:das@dorel.com">das@dorel.com</a>
Customer Service Fax Number 514-353-7819	

Request Date:

Name:

Shipping Address:

Street & Number:

City & State:

Zip Code:

Day Time Phone Number:   
(including area code)

Date & Place of Purchase:

Part(s) description and quantity: (Please be sure to list model number or SKN number)

Customer Service Representative Mailing Address:

Customer Service Department No. 413, 12345 Albert-Hudon Boulevard, Suite 100, Montreal, QC, Canada, H1G 3L1