

INSTRUCTION MANUAL

Model No:

DL7563-GR (GRAY)

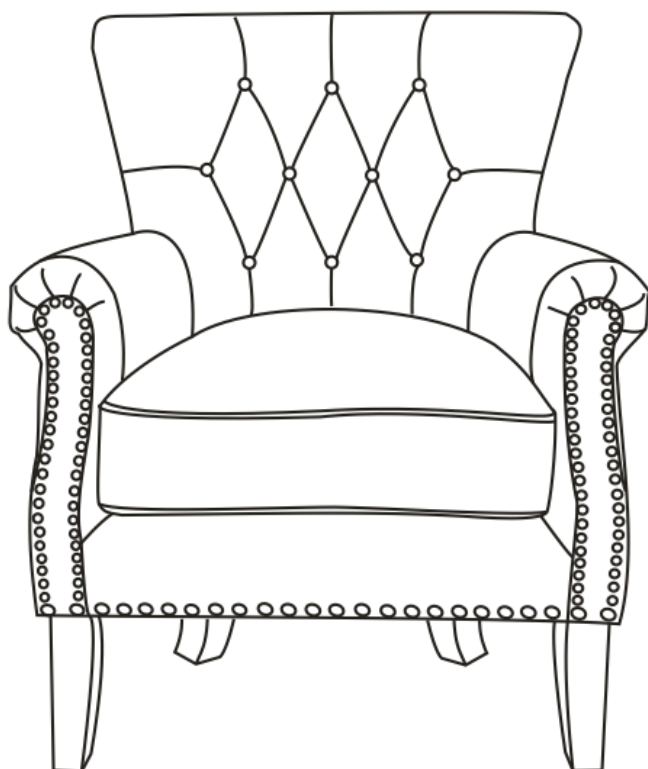
DL7563-BG (BEIGE)

ACCENT CHAIR

UPC CODE:

0-65857-17821-0 (GRAY)

0-65857-17820-3 (BEIGE)



NOTE:

THIS INSTRUCTION BOOKLET
CONTAINS **IMPORTANT** SAFETY
INFORMATION. PLEASE READ AND
KEEP FOR FUTURE REFERENCE.

Lot number:
(TAKEN FROM CARTON)

Date of purchase:

____ / ____ / ____

DO NOT RETURN PRODUCT TO THE
STORE.

If a part is missing or damaged, contact our
customer service department. We will replace
the part **FREE** of charge.



Tel #: 1-800-295-1980
E-Mail: das@dorel.com
Fax #: 514-353-7819

CUSTOMER SERVICE

If you are missing parts or have any questions about this product, contact our customer service representative first!



CALL 1-800-295-1980

You can also order parts by writing to the address listed below. Please include the product model number, color and a detailed description of the part.

**Customer Service Department No. 413
12345 Albert-Hudon Boulevard, Suite 100
Montreal, Quebec
Canada H1G 3L1
E-MAIL: das@dorel.com**

NOTES

- * Ensure all parts and components are present before beginning assembly.
- * Assemble on a soft, smooth surface to prevent damage to the product finish.
- * **DO NOT** use power tools.
- * CAUTION: Adult assembly required.
- * Assembly may require two people.
- * Estimated assembly time: 5 minutes.

CARE AND CLEANING

Dust regularly with a soft, dry cloth to prevent soil build up. Keep away from heat to avoid glazing, melting or scorching. Use a professional cleaning service to clean the fabric.

MAINTENANCE

Check bolts/screws periodically and tighten them if necessary.

LIMITED WARRANTY

Dorel warrants its product to be free from defects in material and workmanship and agrees to remedy any such defect. This warranty covers 1 year from the date of original purchase. This warranty is valid only upon presentation of proof of purchase. This is solely limited to the repair or replacement of defective furniture components and no assembly labor is included. This warranty does not apply to any product which has been improperly assembled, subjected to misuse or abuse or which has been altered or repaired in any way. Any wearing, tearing or fading of the fabric is not covered under the warranty. This warranty gives you specific legal rights and you may also have other rights which vary from State to State.







WARNING: Should this product become damaged, and/or components are broken or missing, DO NOT USE.

ACCENT CHAIR

DL7563-GR / DL7563-BG

PARTS LIST

<p>A</p> 	<p>B</p> 
<p>CHAIR BODY 1 PC</p>	<p>FRONT FOOT 2 PCS</p>
<p>C</p> 	<p>D</p> 
<p>BACK FOOT 2 PCS</p>	<p>PLASTIC WASHER 4 PCS</p>

NOTE: Front feet (B), back feet (C) and plastic washers (D) are packed inside the chair body (A) for transportation purposes. Please remove them from the compartment underneath chair body (A) before beginning assembly.

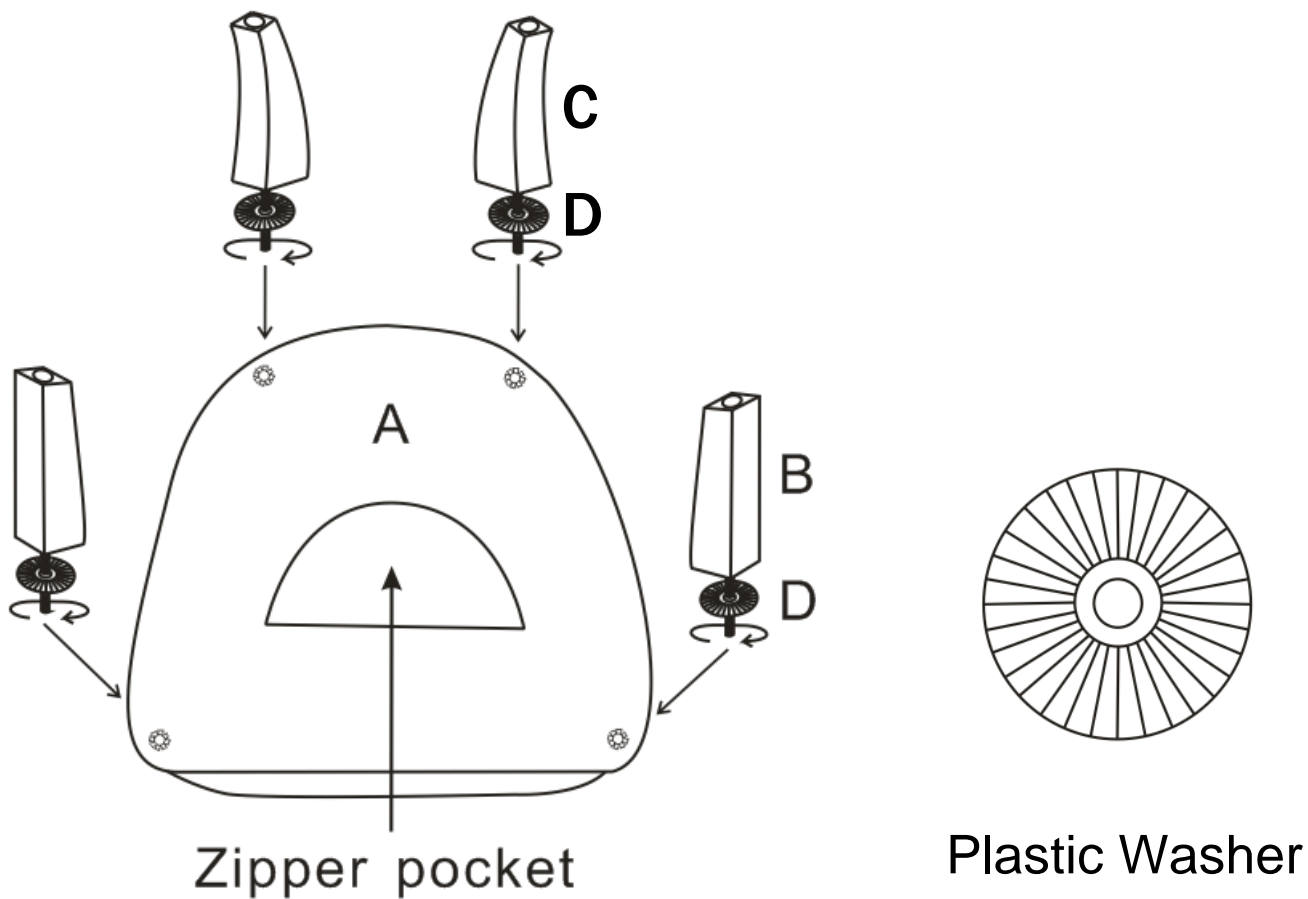
ACCENT CHAIR

DL7563-GR / DL7563-BG

STEP 1.

Unzip the compartment underneath chair body (A) to retrieve feet (B & C) and plastic washers (D).

Attach front feet (B) and back feet (C) to chair body (A) with plastic washers (D) by rotating clockwise.



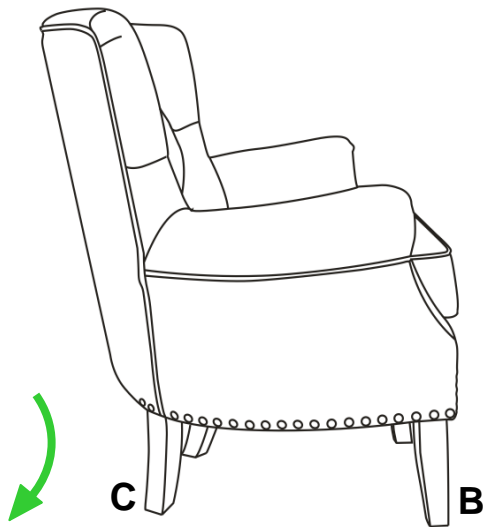
ACCENT CHAIR

DL7563-GR / DL7563-BG

ATTENTION: Proper attachment of the back feet is essential in maintaining the overall structure of the chair.

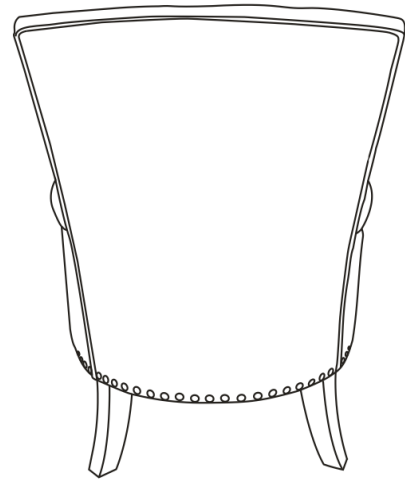


CORRECT
Back feet must curve towards the back of the chair.

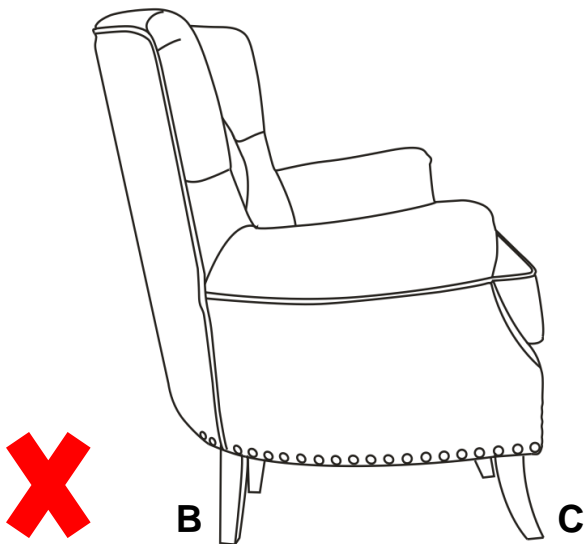


Correct Side View

Back feet curve towards the back.

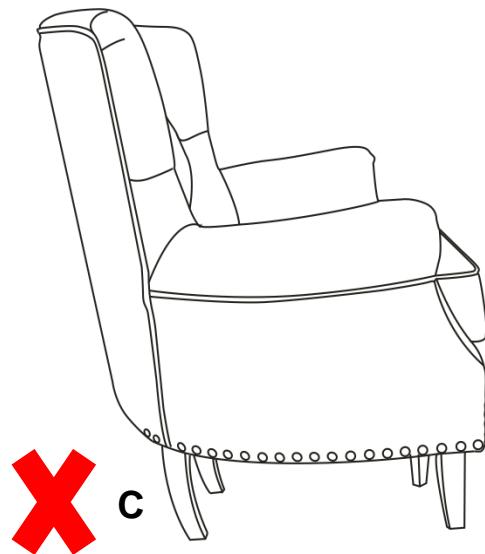


Correct Back View



Incorrect Side View

The front feet and back feet are attached in the reverse positions



Incorrect Side View

Back legs curve forward

ACCENT CHAIR

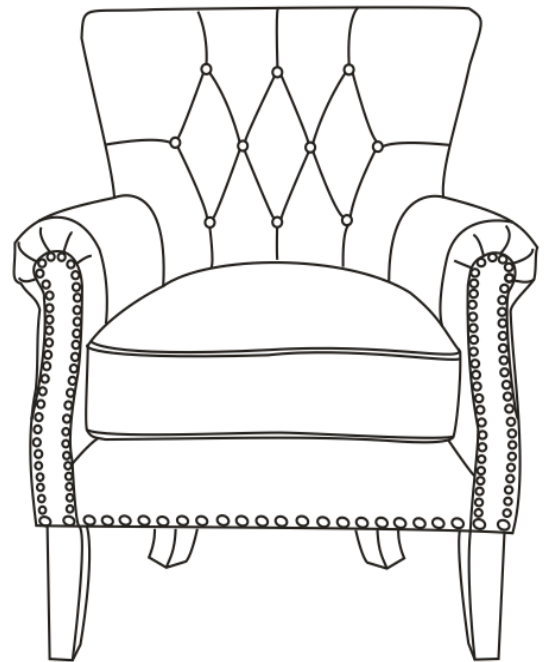
DL7563-GR / DL7563-BG



CAUTION: This unit is intended for use only with the products and/or maximum weights indicated. Use with other products and/or products heavier than the maximum weights indicated may result in instability or cause possible injury.

Dust regularly with a soft, dry cloth to prevent soil build up.

Keep away from heat to avoid glazing, melting or scorching. Use a professional cleaning service to clean the fabric.



Maximum Weight = 225 lbs

That's it! You've finished assembling your ACCENT CHAIR.

DO NOT RETURN PRODUCT TO THE STORE.

If a part is missing or damaged, contact our customer service department. We will replace the part **FREE** of charge.



Tel #: 1-800-295-1980
E-Mail: das@dorel.com
Fax #: 514-353-7819

Customer Service

PLEASE DO NOT RETURN THIS PRODUCT TO THE STORE

PLEASE CONTACT CUSTOMER SERVICE REPRESENTATIVES AT THE FOLLOWING NUMBERS SHOULD THERE BE ANY MISSING OR DEFECTIVE PART(S).

Customer Service Phone Number 1-800-295-1980
Customer Service Fax Number 514-353-7819

Email: das@dorel.com

Request Date:

Name:

Shipping Address:

Street & Number:

City & State:

Zip Code:

Day Time Phone Number:
(including area code)

Date & Place of Purchase:

Part(s) description and quantity (Please be sure to list model number or SKN number):

Customer Service Representative Mailing Address:

Customer Service Department No. 413, 12345 Albert-Hudon Boulevard, Suite 100, Montreal, QC, Canada, H1G 3L1